



SANOSIL

DISINFECTANTS FOR LIFE 



PX neutral 10kg

Urin/Geruch Absorber (ohne Duftstoffe)
Spezialreiniger gegen Uringeruch/Urinflecken
Für die Reinigung/Behandlung abwäscherbarer Flächen (Sanitär-, Porzellan, Fliesen etc.) saugfähiger Materialien (Böden, Beton, Holz und Textilien). **Wirkungsweise:** Urin wird durch Enzyme in wasserlösliche Bestandteile abgebaut, Uringeruchspitzen so ca. 10 Min vor dem Gebrauch frisch mit warmem Wasser verdünnen. **Nicht in Kombination mit Desinfektionsmitteln benutzen.**
Anwendung: Beton oder Asphalt: **Dosierung:** 10% (1 dl auf 1 Liter Wasser) Mit Sprühgerät die Oberflächen mit frisch angefertigter PX-Lösung sehr engmaschig, Vorgang einige Male wiederholen, bei Bedarf wiederholen. **Nicht nachwachsen!**
Anwendung: Die Lösung auf die betroffenen Flächen vollständig mit einem Schwamm auftragen. Hinweis: Die Lösung muss bei Bedarf wiederholen. Achtung: Bei vorhandenem Schmutz auf/nach der Anwendung von Wasser bzw. Schmutz zu entfernen werden. In Zweifelsfall bitte zuerst an einen **Abwasserberater** wenden.
Dosierung: **Erstbehandlung:** 1% (1 dl auf 10 Liter Wasser)
Anwendung: Verschmutzte Oberflächen mit Moos, Schwamm, Lösung gründlich reinigen. **Nicht nachwachsen!** Bitte beachten: Die Lösung nicht zu empfindlichen Oberflächen auftragen. Die **Wirkstoffe:** Enzyme < 1% ionische Tenside, < 2% nichtionische, **Keine bleichende Substanzen** sind < 5% nachteiligen. **Keine Kombination mit Desinfektionsmitteln oder in Kombination mit Halogenen benutzen.** Nicht mit anderen Chemikalien mischen. **Ballast nach Gebrauch schliessen, kühl 10-15 Grad Celsius ablagern, für den nächsten Gebrauch bereit halten.**

Absorbent d'urine/d'odeurs (sans parfum)
Détergent spécial pour les odeurs / les traces d'urine
Pour nettoyer/traiter les surfaces lavables (porcelaine des sanitaires, carrelages, etc.) et les matériaux absorbants (brique, béton, bois et textiles). **Mode d'action :** les enzymes décomposent l'urine en ses composants élémentaires, ce qui élimine efficacement les sources des odeurs.
Important à propos de l'utilisation : agiter avant usage. Diluer le PX à chaque fois avec de l'eau chaude env. 10 min avant de l'utiliser. **Ne pas combiner avec des désinfectants.**
À l'extérieur : (béton ou asphalté) **Dosage :** 10 % (1 dl dans 1 litre d'eau) Vaporiser la solution de PX qui vient d'être préparée sur les surfaces à plusieurs fois en s'assurant que la solution soit, à chaque fois, entièrement absorbée par la surface et qu'un dépôt se forme. Répéter au besoin. **Ne pas rincer!**
Tapis/Cousins : **Dosage** 10 % (1 dl dans 1 litre d'eau) Utiliser : pulvériser la solution sur les surfaces concernées ou l'appliquer avec une éponge. Remarque : la solution doit pénétrer au moins aussi profondément que l'urine. Laisser sécher. Répéter au besoin. Attention : l'eau ou d'une solution de PX contenant de l'eau peut faire apparaître ou favoriser l'apparition d'auroles. En cas de doute, faire un essai à un endroit peu visible.
Surfaces lavables : (porcelaine des sanitaires, carrelages) **Dosage pour un traitement d'entretien :** 3 % (3 dl dans 10 litres d'eau) **Utilisation :** laver les surfaces sales, à l'aide d'un balai à franges, d'une éponge et d'un chiffon. **Ne pas rincer!** Veuillez noter : une simple application par pulvérisation sans essuyage n'est pas recommandée.
Composants : enzymes, < 5 % de tensioactifs collantes).
Consignes de sécurité : porter des gants et des lunettes de protection ou en présence de produits alimentaires avec des désinfectants longer avec d'autres produits chimiques. Ne pas mélanges le contenu après usage, stocker au frais (10-15 degrés). Protéger les températures supérieures à 40 degrés. Le fabricant décline toute responsabilité quant à des dommages éventuels.

SanoSorb PX neutral

Fragrance-free odour neutraliser with enzyme technology for odour removal in animal environments

www.sanosil.com

SanoSorb PX Neutral

Fragrance-free odour neutraliser with enzyme technology



... for fast and lasting elimination of urine, animal and barn/stable odours

- ✔ With highly effective bioenzyme technology
- ✔ Dissolves odour sources instead of masking them
- ✔ Lasting action with immediate and long-term effect
- ✔ No perfume or aromatic substances – does not irritate animals' sensitive noses
- ✔ High-yield concentrate
- ✔ Contains no biocides or environmentally harmful ingredients
- ✔ Forms an active-substance layer on porous surfaces
- ✔ Can also be used on textiles, mattresses or upholstered furniture
- ✔ Easy and safe application
- ✔ High-quality product made in Switzerland



SANOSIL
DISINFECTANTS FOR LIFE 

SANOSIL AG • CH-8634 Hombrechtikon • Switzerland
E-mail: service@sanosil.com
www.sanosil.com



SanoSorb PX Neutral: product description

SanoSorb PX Neutral is a next-generation odour neutraliser designed to combat urine, faeces and animal odours. It utilises a combination of odour-neutralising substances and biological enzyme technology for an active and long-lasting effect.

PX Neutral does not contain any hazardous substances and is particularly suitable for use around livestock and pets. In addition, since PX Neutral does not contain any perfume it does not irritate animals. It can therefore also be used in the immediate vicinity of animals, such as stables, lying areas or yards.

In contrast to many conventional products, the unpleasant odours are not masked. Instead, they are instantly neutralised and the odour sources are eliminated. In addition, an active-ingredient residue is left behind, especially on absorbent surfaces, which ensures a long-lasting effect.



OVERVIEW

PRODUCT TYPE
Concentrate

APPLICATION
Spray and/or wipe

ELIMINATES ODOURS SUCH AS
Urine, excretions, damp fur, etc.

SHELF LIFE
2 years



How it works

SanoSorb PX Neutral produces a two-phase effect: odour-neutralising substances rapidly and permanently encapsulate free odour molecules on contact (immediate effect).

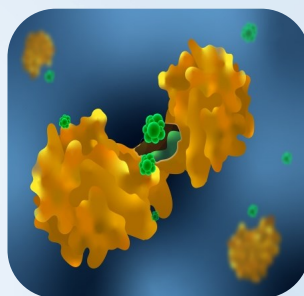
At the same time, liquid active ingredients permeate deep into the pores of the treated surfaces. There, the actual odour sources (unpleasant-smelling liquids of animal origin) are broken down. As a result, the formation of new odours is prevented.

This combination provides a uniquely rapid and simultaneously long-lasting effect.


PX Neutral: two-phase effect




1. The source of the odour breaks down in the air and starts to produce an unpleasant smell.



2. PX active ingredients break down the odour sources into their elementary components and neutralise any odours that have already developed.



3. This stops or at least significantly minimises the formation of new odours.



4. The source of the odour is dissolved and broken down.



SANOSIL
DISINFECTANTS FOR LIFE 

SANOSIL AG • CH-8634 Hombrechtikon • Switzerland
E-mail: service@sanosil.com

www.sanosil.com

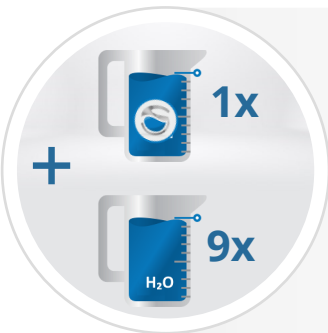


INSTRUCTIONS FOR USE

Basic information: optimum results are achieved when SanoSorb PX is mixed with warm water immediately before use. This allows the enzymes to develop their maximum effectiveness. Important: do not use the prepared solution together with acids, alkalis or disinfectants. If possible, use it within approximately one week.



SanoSorb PX Neutral



MIXING THE SOLUTION:

For a **10% solution**, mix **1 part of SanoSorb PX** with **9 parts** of lukewarm **water**.

For a **3% solution**, mix **1 part of SanoSorb PX** with **32 parts** of lukewarm **water**.

APPLICATION:



Outdoor facilities / porous surfaces / bedding

Ideal for stables with concrete floors (poultry/pig stalls, dog kennels), bedding, sand enclosures and wooden constructions, etc:

Application: using a sprayer, spray the surfaces generously with PX solution. Repeat the procedure a few times, ensuring that the product solution is fully absorbed by the surface. This creates a residual layer which prevents the formation of new odours.

Dosage: **10%** (1 part PX to 9 parts water) repeat if necessary (weekly).

In case of repeated treatment and diminishing odour, the dosage can be reduced to approximately **3%**.

Floors and surfaces indoors (acute treatment)

For example, when cleaning up small mishaps in living areas or clinics: pre-clean the affected surfaces as thoroughly as possible. Remove visible soiling.

Spray on a **10%** solution and wash with a cloth/mop. Repeat the treatment if the odour persists.

The dosage can be increased to 20%, but this may leave a slightly sticky residue on smooth surfaces such as tiles (it can be removed by wiping with a damp cloth).



Carpet/upholstery/mattresses, etc.

Spray a 10% solution onto the affected areas or dab it on with a sponge. Dosage: **10%** (1 part PX to 9 parts water)

Important: the solution must at least penetrate as deeply as the liquids causing the odour.

Let it dry. Repeat treatment after 24 – 48 hours if necessary.

Caution: if dirt is present on/in the textiles, applying water or a water-based PX solution can produce or promote water or dirt rings. In case of doubt, first test the solution on an inconspicuous spot.

Our application notes, both in written and verbal form, are based on extensive testing.

We provide advice to the best of our current knowledge, but without any obligation insofar as the application and storage are beyond our direct control. Product descriptions or information about the properties of the preparations do not contain any statements concerning liability for any damage.



SANOSIL
DISINFECTANTS FOR LIFE 

SANOSIL AG • CH-8634 Hombrechtikon • Switzerland

E-mail: service@sanosil.com

www.sanosil.com